

Questionnaire

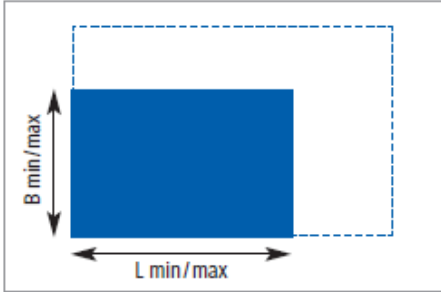
Vacuum Handling Systems



Page 1/2

For an optimal preparation of the system design discussion, please send us back the completed questionnaire:

E-Mail to schmalz@schmalz.us or fax to +1 919 713 0883



1. Workpiece

What are the dimensions of your workpiece [mm]?

Minimum _____

Maximum _____

How thick is the workpiece [mm]?

Minimum _____

Maximum _____

How much does the workpiece weigh [kg]?

Minimum _____

Maximum _____

What is the workpiece material and what are the properties of this material (surface, porosity, etc.)?

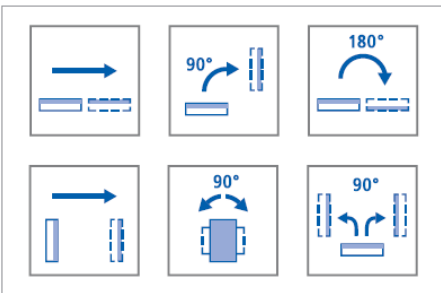
Material _____

- Airtight
- Porous
- Smooth
- Rough / textured

Are there sample workpieces available at the location?

- Yes
- No

With no airtight workpieces we recommend the implementation of lifting tests.



2. Handling Task

What is the workpiece's starting position?

- Horizontal
- Vertical

How will the workpiece be handled?

- Placed horizontally
- Placed vertically
- Swiveled by 90°
- Rotated by 90°
- Turned by 180°

What are the minimum and maximum stack heights [mm]?

Consider e.g. building columns, roof girders or cable bridges

Minimum _____

Maximum _____

How frequently must workpieces be lifted?

Picks per hour _____



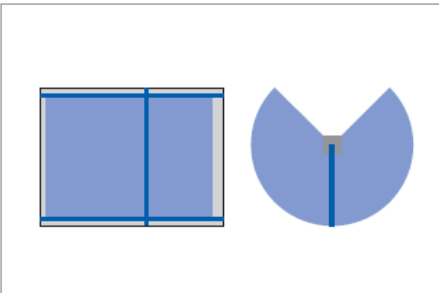
3. Power Supply

What kind of power supply is available?

Line voltage (V/Hz) _____

Compressed air (bar) _____

Standard line voltage for devices with a vacuum blower or vacuum pump:
400 V 50 Hz (other voltage or frequency ranges available on request)
Optimal input pressure for devices with a vacuum ejector: 5.5 to 6 bar



4. Working Area

How large is the working area that needs to be covered [mm]?

L (length) x B (width) _____ or radius _____

How high are the ceilings [mm]?

What obstacles need to be taken into account?

e.g. building columns, roof girders, pipes, light fixtures or cable bridges

Which crane system or which kind of mounting might be used?

Crane system

Jib crane

Ceiling mounting

Floor mounting (column)

Portal mounting

Wall mounting

Required concrete quality for anchoring a crane: at least B25 or C25/235
Required concrete thickness: at least 200 mm



5. Additional Requirements

What are the additional environmental requirements?

Extreme temperatures (heat, deep freeze sector)

Particularly high humidity

Clean room conditions

Heavy contamination

Avoidance of marks

Explosion protection zone

Additional:

Sender

Company: _____

Address: _____

Zip Code/City: _____

Name: _____

Phone/Fax: _____

E-Mail: _____

Schmalz Inc.
5200 Atlantic Avenue
Raleigh, NC 27616
Tel. +1 919 713 0880
Fax +1 919 713 0883
schmalz@schmalz.us
www.schmalz.com